


## Scientific References

### Hyperbaric Oxygen Therapy

- Boussi-Gross, R., Golan, H., Fishlev, G., Bechor, Y., Volkov, O., et al. (2013) [Hyperbaric Oxygen Therapy Can Improve Post Concussion Syndrome Years after Mild Traumatic Brain Injury – Randomized Prospective Trial](#). PLoS ONE 8(11): e79995. doi: 10.1371/journal.pone.0079995.
- Cifu, D. X., Hart, B. B., West, S. L., Walker, W., & Carne, W. (2014). [The effect of hyperbaric oxygen on persistent postconcussion symptoms](#). The Journal of head trauma rehabilitation, 29(1), 11-20.
- Deng, Z., Chen, W., Jin, J., & Zhao, J. (2018). [The Neuroprotection Effect of Oxygen Therapy: A Systematic Review and Meta-analysis](#). Nigerian journal of clinical practice, 21(4).
- Douglas Shytle R, Eve DJ, Kim SH, Spiegel A, Sanberg PR, Borlongan CV. [Retrospective Case Series of Traumatic Brain Injury and Post-Traumatic Stress Disorder Treated with Hyperbaric Oxygen Therapy](#). Cell Transplant. 2019 May 28:963689719853232. [Epub ahead of print].
- Efrati, S., Fishlev, G., Bechor, Y., Volkov, O., Bergan, J., Kliakhandler, K., ... & Golan, H. (2013). [Hyperbaric oxygen induces late neuroplasticity in post stroke patients-randomized, prospective trial](#). PloS one, 8(1), e53716.
- Efrati, S., & Ben-Jacob, E. (2014). [Reflections on the neurotherapeutic effects of hyperbaric oxygen](#). Expert review of Neurotherapeutics,14(3), 233-236.
- Eve, D. J., Steele, M. R., Sanberg, P. R., & Borlongan, C. V. (2016). [Hyperbaric oxygen therapy as a potential treatment for post-traumatic stress disorder associated with traumatic brain injury](#). Neuropsychiatric disease and treatment, 12, 2689.
- Fattori, B., Nacci, A., Casani, A., Donati, C., & De Iaco, G. (2001). [[Oxygen therapy in the long term treatment of Meniere's disease](#)]. Acta otorhinolaryngologica Italica: organo ufficiale della Societa italiana di otorinolaringologia e chirurgia cervico-facciale, 21(1), 1-9.
- Figuroa, X. A., & Wright, J. K. (2016). [Hyperbaric oxygen B-level evidence in mild traumatic brain injury clinical trials](#). Neurology, 87(13), 1400-1406.
- Gunther, N. & Queen, E. (2013). What Physical and Cognitive Rest Really Mean After a Concussion. Brainline. Retrieved from <http://www.brainline.org/content/multimedia.php?id=9022>
- Hadanny, A., Abbott, S., Suzin, G., Bechor, Y., & Efrati, S. (2018). [Effect of hyperbaric oxygen therapy on chronic neurocognitive deficits of post-traumatic brain injury patients: retrospective analysis](#). BMJ open, 8(9), e023387.



# TBI Therapy

Regenerative Therapy for Brain Injury

Hadanny, A., & Efrati, S. (2016). [Treatment of persistent post-concussion syndrome due to mild traumatic brain injury: current status and future directions.](#) Expert review of neurotherapeutics, 16(8), 875-887.

Hadanny, A., Golan, H., Fishlev, G., Bechor, Y., Volkov, O., Suzin, G., ... & Efrati, S. (2015). [Hyperbaric oxygen can induce neuroplasticity and improve cognitive functions of patients suffering from anoxic brain damage.](#) Restorative neurology and neuroscience, 33(4), 471-486.

Harch, P. G. (2022). [Systematic review and dosage analysis: hyperbaric oxygen therapy efficacy in mild traumatic brain injury persistent postconcussion syndrome.](#) Frontiers in neurology, 160.

Harch, P. G., Andrews, S. R., Rowe, C. J., Lischka, J. R., Townsend, M. H., Yu, Q., & Mercante, D. E. (2020). [Hyperbaric oxygen therapy for mild traumatic brain injury persistent postconcussion syndrome: a randomized controlled trial.](#) Medical gas research, 10(1), 8.

Harch PG, Fogarty EF. Hyperbaric oxygen therapy for Alzheimer's dementia with positron emission tomography imaging: a case report. Med Gas Res. 2018;8(4):181-184.

Harch, P. G., Andrews, S. R., Fogarty, E. F., Lucarini, J., & Van Meter, K. W. (2017). [Case control study: hyperbaric oxygen treatment of mild traumatic brain injury persistent post-concussion syndrome and post-traumatic stress disorder.](#) Medical Gas Research, 7(3), 156–174. <http://doi.org/10.4103/2045-9912.215745>


Harch, P. G.. (2017) HBOT 2017, 11th International Symposium. [TBI: No Need to Die! A review of HBOT in Acute Severe Traumatic Brain Injury with an Extension to Acute Concussion, and an Update on Chronic Mild TBI.](#)

Harch, P. G., Andrews, S. R., Fogarty, E. F., Amen, D., Pezzullo, J. C., Lucarini, J., ... & Van Meter, K. W. (2012). [A phase I study of low-pressure hyperbaric oxygen therapy for blast-induced post-concussion syndrome and post-traumatic stress disorder.](#) Journal of neurotrauma, 29(1), 168-185.

Harch, P. G., Fogarty, P. G., Staab, P. K., & Van Meter, K. (2009). [Low pressure hyperbaric oxygen therapy and SPECT brain imaging in the treatment of blast-induced chronic traumatic brain injury \(post-concussion syndrome\) and post traumatic stress disorder: a case report.](#) Cases Journal, 2(1), 1-5.

Hardy, P., Johnston, K. M., De Beaumont, L., Montgomery, D. L., Lecomte, J. M., Soucy, J. P., ... & Lassonde, M. (2007). [Pilot case study of the therapeutic potential of hyperbaric oxygen therapy on chronic brain injury.](#) Journal of the neurological sciences, 253(1), 94-105.

Hu, Q., Manaenko, A., Xu, T., Guo, Z., Tang, J., & Zhang, J. H. (2016). [Hyperbaric oxygen therapy for traumatic brain injury: bench-to-bedside.](#) Medical Gas Research, 6(2), 102–110. <http://doi.org/10.4103/2045-9912.184720>



# TBI Therapy

Regenerative Therapy for Brain Injury

Huang, L., & Obenaus, A. (2011). [Hyperbaric oxygen therapy for traumatic brain injury](http://doi.org/10.1186/2045-9912-1-21). Medical Gas Research, 1, 21. <http://doi.org/10.1186/2045-9912-1-21>.

Hughes, J. (2018). [Case Report for a mTBI Patient Treated with Intermittent Home HBOT, Intranasal and IV PRP Cocktail, Intranasal Pluripotent Stem Cells from Peripheral Blood, Intranasal Insulin, Cranial Osteopathy, and a Ketogenic Diet](#).

Hughes, J. (2016). [Case Report for TBI \(Traumatic Brain Injury\) Patient Treated with A Protocol of HBOT \(Hyperbaric Oxygen Therapy\), Autologous Human Plasma, Cranial Therapy, EEG Biofeedback, IV Nutrition, and Adult Stem Cells](#).

Hyperbaric Oxygen for Parkinson's. Retrieved from <https://www.txhbo.com/hyperbaric-oxygen-therapy-for-parkinsons/>

Lavrnja, I., Parabucki, A., Brkic, P., Jovanovic, T., Dacic, S., Savic, D., ... & Pekovic, S. (2015). [Repetitive hyperbaric oxygenation attenuates reactive astrogliosis and suppresses expression of inflammatory mediators in the rat model of brain injury](#). Mediators of inflammation, 2015.

Lin, K. C., Niu, K. C., Tsai, K. J., Kuo, J. R., Wang, L. C., Chio, C. C., & Chang, C. P. (2012). Attenuating inflammation but stimulating both angiogenesis and neurogenesis using hyperbaric oxygen in rats with traumatic brain injury. Journal of Trauma and Acute Care Surgery, 72(3), 650-659.

Lin, J. W., Tsai, J. T., Lee, L. M., Lin, C. M., Hung, C. C., Hung, K. S., ... & Chiu, W. T. (2008). [Effect of hyperbaric oxygen on patients with traumatic brain injury](#). In Reconstructive Neurosurgery (pp. 145-149). Springer, Vienna.

LDN 2019 Conf Cooper Talk retrieved June 14, 2019.


Mac Donald, C. L., Barber, J., Jordan, M., Johnson, A. M., Dikmen, S., Fann, J. R., & Temkin, N. (2017). [Early clinical predictors of 5-year outcome after concussive blast traumatic brain injury](#). JAMA neurology, 74(7), 821-829.

Mozayeni BR, Duncan W, Zant E, Love TL, Beckman RL, Stoller KP. [The National Brain Injury, Rescue and Rehabilitation Study – a multicenter observational study of hyperbaric oxygen for mild traumatic brain injury with post-concussive symptoms](#). Med Gas Res. 2019;9(1):1-12.

Nourmohammadi, A., Doaee, M., Fazel, A. M., & Mousavi, S. A. (2017). [Hyperbaric Oxygen Therapy and Quality of Life: A Systematic Review](#). Annals of Military and Health Sciences Research, 15(1).

Parkinson's and HBOT. Retrieved from <https://sarasgarden.org/wp-content/uploads/2013/12/Parkinson%E2%80%99s-Disease-and-HBOT.pdf>

Peterson, K., Bourne, D., Anderson, J., Boundy, E., & Helfand, M. (2018). [Evidence brief: hyperbaric](#)



[oxygen therapy \(HBOT\) for traumatic brain injury and/or post-traumatic stress disorder](#). VA Evidence Synthesis Program Evidence Briefs [Internet].

Rockswold, S. B., Rockswold, G. L., Zaun, D. A., Liu, J. (2013). [A prospective, randomized Phase II clinical trial to evaluate the effect of combined hyperbaric and normobaric hyperoxia on cerebral metabolism, intracranial pressure, oxygen toxicity, and clinical outcome in severe traumatic brain injury](#). Journal of Neurosurgery. 8(6):1317-28. doi: 10.3171/2013.2.JNS121468.

Rosario, E. R., Kaplan, S. E., Khonsari, S., Vazquez, G., Solanki, N., Lane, M., ... & Rosenberg, S. S. (2018). [The effect of hyperbaric oxygen therapy on functional impairments caused by ischemic stroke](#). Neurology Research International, 2018.

Sahni, T., Jain, M., Prasad, R., Sogani, S. K., & Singh, V. P. (2012). [Use of hyperbaric oxygen in traumatic brain injury: Retrospective analysis of data of 20 patients treated at a tertiary care centre](#). British journal of neurosurgery, 26(2), 202-207.

Shi, X. Y., Tang, Z. Q., Sun, D., & He, X. J. (2006). [Evaluation of hyperbaric oxygen treatment of neuropsychiatric disorders following traumatic brain injury](#). CHINESE MEDICAL JOURNAL-BEIJING-ENGLISH EDITION-, 119(23), 1978.

Stoller, K. P. (2015). [All the right moves: the need for the timely use of hyperbaric oxygen therapy for treating TBI/CTE/PTSD](#). Medical gas research, 5(1), 1-7.

Stoller, K. P. (2011). [Hyperbaric oxygen therapy \(1.5 ATA\) in treating sports related TBI/CTE: two case reports](#). Medical gas research, 1(1), 1-6.


Tal, S., Hadanny, A., Sasson, E., Suzin, G., & Efrati, S. (2017). [Hyperbaric oxygen therapy can induce angiogenesis and regeneration of nerve fibers in traumatic brain injury patients](#). Frontiers in Human Neuroscience, 11, 508.

Tal, S., Hadanny, A., Berkovitz, N., Sasson, E., Ben-Jacob, E., & Efrati, S. (2015). [Hyperbaric oxygen may induce angiogenesis in patients suffering from prolonged post-concussion syndrome due to traumatic brain injury](#). Restorative Neurology and Neuroscience. 33(6):943-51. doi: 10.3233/RNN-150585.

Thom, S. R., Bhopale, V. M., Velazquez, O. C., Goldstein, L. J., Thom, L. H., & Buerk, D. G. (2006). [Stem cell mobilization by hyperbaric oxygen](#). American Journal of Physiology-Heart and Circulatory Physiology, 290(4), H1378-H1386.

Wang, F., Wang, Y., Sun, T., & Yu, H. L. (2016). [Hyperbaric oxygen therapy for the treatment of traumatic brain injury: a meta-analysis](#). Neurological Sciences, 37(5), 693-701.

Weil, L., Kol, C. P., Sul, K., & Chiu, W. T. (2008). [Effect of hyperbaric oxygen on patients with traumatic brain injury](#). Acta Neurochirurgica Supplements Editor: H.-J. Steiger, 101, 145-149.



Wolf, E. G. (2017). [Traumatic Brain Injury and Hyperbaric Oxygen Therapy: Dawn of a New Day](#). Presented at APWCA 16th Annual National Clinical Conference, 7-9 Sep 17.

Wolf, E. G., Baugh, L. M., Kabban, C. M., Richards, M. F., & Prye, J. (2015). [Cognitive function in a traumatic brain injury hyperbaric oxygen randomized trial](#). SCHOOL OF AEROSPACE MEDICINE WRIGHT PATTERSON AFB OH AEROSPACE MEDICINE DEPT.

Wolf, G., Cifu, D., Baugh, L., Carne, W., & Profenna, L. (2012). The effect of hyperbaric oxygen on symptoms after mild traumatic brain injury. *Journal of neurotrauma*, 29(17), 2606-2612.

Wright, J. K., Zant, E., Groom, K., Schlegel, R. E., & Gilliland, K. (2009). [Case report: treatment of mild traumatic brain injury with hyperbaric oxygen](#).

Xu, J. J., Yang, S. T., Sha, Y., Ge, Y. Y., & Wang, J. M. (2018). [Hyperbaric oxygen treatment for Parkinson's disease with severe depression and anxiety: A case report](#). *Medicine*, 97(9), e0029.

doi:10.1097/MD.00000000000010029

### **Intranasal Platelet Rich Plasma and Insulin**

Anitua, E., Tejero, R., Alkhraisat, M. H., & Orive, G. (2013). [Platelet-rich plasma to improve the bio-functionality of biomaterials](#). *BioDrugs*, 27(2), 97-111. doi: 10.1007/s40259-012-0004-3

Benedict, C., Hallschmid, M., Hatke, A., Schultes, B., Fehm, H., Born, J., & Kern, W. (2004). [Intranasal insulin improves memory in humans](#). *Psychoneuroendocrinology*, 29: 1326-133. doi:10.1016/j.psyneuen.2004.04.003.

Benedict, C., Frey, W., Schiöth, H., Schultes, B., Born, J., & Hallschmid, M. (2011). [Intranasal insulin as a therapeutic option in the treatment of cognitive impairments](#). *Experimental Gerontology*, 46: 112-115. doi:10.1016/j.exger.2010.08.026.


Benedict, C., Hallschmid, M., Schmitz, K., Schultes, B., Ratter, F., Fehm, H., Born, J., & Kern, W. (2007). [Intranasal Insulin Improves Memory in Humans: Superiority of Insulin Aspart](#). *Neuropsychopharmacology*, 32: 239-243. doi:10.1038/sj.npp.1301193.

Brabazon F et al., 2017. Intranasal insulin treatment of an experimental model of moderate traumatic brain injury. *J Cereb Blood Flow Metab*. 37(9):3203-3218. doi: 10.1177/0271678X16685106.

Brabazon, F. P., Khayrullina, G. I., Frey, W. H., & Byrnes, K. R. (2014, June). [INTRANASAL INSULIN TREATMENT OF TRAUMATIC BRAIN INJURY](#). In *JOURNAL OF NEUROTRAUMA* (Vol. 31, No. 12, pp. A106-A106). 140 HUGUENOT STREET, 3RD FL, NEW ROCHELLE, NY 10801 USA: MARY ANN LIEBERT, INC.

[Brain healing](#). (n.d.). Retrieved from [https://en.wikipedia.org/wiki/Brain\\_healing](https://en.wikipedia.org/wiki/Brain_healing).

Chua, L. M., Lim, M. L., Chong, P. R., Hu, Z. P., Cheung, N. S., & Wong, B. S. (2012). [Impaired neuronal](#)



[insulin signaling precedes A \$\beta\$ 42 accumulation in female A \$\beta\$ PPsw/PS1 \$\Delta\$ E9 mice.](#) Journal of alzheimer's disease, 29(4), 783-791. doi 10.3233/JAD-2012-111880.

Claxton A et al., 2013. Sex and ApoE genotype differences in treatment response to two doses of intranasal insulin in adults with mild cognitive impairment or Alzheimer's disease. J Alzheimers Dis. 35(4):789-97. doi: 10.3233/JAD-122308.

Craft, S., Baker, L. D., Montine, T. J., Minoshima, S., Watson, G. S., Claxton, A., ... & Green, P. S. (2012). [Intranasal Insulin Therapy for Alzheimer Disease and Amnesic Mild Cognitive Impairment.](#) Archives of neurology, 69(1), 29-38. doi:10.1001/archneurol.2011.233.

Chen, Y., Run, X., Liang, Z., Zhao, Y., Dai, C. L., Iqbal, K., ... & Gong, C. X. (2014). [Intranasal insulin prevents anesthesia-induced hyperphosphorylation of tau in 3xTg-AD mice.](#) Frontiers in aging neuroscience, 6, 100.

Dhuria, S., Hanson, L., & Frey, H. (2009). [Intranasal Delivery to the Central Nervous System: Mechanisms and Experimental Considerations.](#) Journal of Pharmaceutical Sciences. 99(4): 1654-1673. doi10.1002/jps.21924.

Donahue, D. L., Beck, J., Fritz, B., Davis, P., Sandoval-Cooper, M., Thomas, S. G., . . . Castellino, F. J. (2014). [Early platelet dysfunction in a rodent model of blunt traumatic brain injury reflects the acute traumatic coagulopathy found in humans.](#) Journal of Neurotrauma, 31(4), 404-410. doi: 10.1089/neu.2013.3089


Fransson, M., Piras, E., Burman, J., Nilsson, B., Essand, M., Lu, B., ... & Loskog, A. S. (2012). [CAR/FoxP3-engineered T regulatory cells target the CNS and suppress EAE upon intranasal delivery.](#) J Neuroinflammation, 9(1), 112.

Frey, W. H. (2013). [Intranasal insulin to treat and protect against posttraumatic stress disorder.](#) The Journal of nervous and mental disease, 201(7), 638-639.

Gladstone Institutes. (2008, December 10). [Collagen May Help Protect Brain Against Alzheimer's Disease.](#) ScienceDaily. Retrieved March 2, 2016 from [www.sciencedaily.com/releases/2008/12/081210150713.htm](http://www.sciencedaily.com/releases/2008/12/081210150713.htm).

Hanson, L. R., & Frey, W. H. (2008). [Intranasal delivery bypasses the blood-brain barrier to target therapeutic agents to the central nervous system and treat neurodegenerative disease.](#) BMC neuroscience, 9(Suppl 3), S5.

Hughes, J. (2018). [Case Report for a mTBI Patient Treated with Intermittent Home HBOT, Intranasal and IV PRP Cocktail, Intranasal Pluripotent Stem Cells from Peripheral Blood, Intranasal Insulin, Cranial Osteopathy, and a Ketogenic Diet.](#)



Hughes, J. (2016). [Case Report for TBI \(Traumatic Brain Injury\) Patient Treated with A Protocol of HBOT \(Hyperbaric Oxygen Therapy\), Autologous Human Plasma, Cranial Therapy, EEG Biofeedback, IV Nutrition, and Adult Stem Cells.](#)

Jauch-Chara K et al., 2012. Intra-nasal insulin suppresses food intake via enhancement of brain energy levels in humans. *Diabetes*. 61(9):2261-8. doi: 10.2337/db12-0025.

Johnson, V. E., Stewart, W., & Smith, D. H. (2010). [Traumatic brain injury and amyloid- \$\beta\$  pathology: a link to Alzheimer's disease?](#) *Nature Reviews. Neuroscience*, 11(5), 361–370.  
<http://doi.org/10.1038/nrn2808>.

Matsui M and Y Tabata. 2012. Enhanced angiogenesis by multiple release of platelet-rich plasma contents and basic fibroblast growth factor from gelatin hydrogels. *Acta Biomater*. 8(5):1792-801. doi: 10.1016/j.actbio.2012.01.016

Middleton KK et al., 2012. Evaluation of the effects of platelet-rich plasma (PRP) therapy involved in the healing of sports-related soft tissue injuries. *Iowa Orthop J*. 32:150-63.

Mischley, L. K., Conley, K. E., Shankland, E. G., Kavanagh, T. J., Rosenfeld, M. E., Duda, J. E., ... & Padowski, J. M. (2016). Central nervous system uptake of intranasal glutathione in Parkinson's disease. *npj Parkinson's Disease*, 2, 16002.

Middleton, K. K., Barro, V., Muller, B., Terada, S., & Fu, F. H. (2012). [Evaluation of the Effects of Platelet-Rich Plasma \(PRP\) Therapy Involved in the Healing of Sports-Related Soft Tissue Injuries.](#) *The Iowa Orthopaedic Journal*, 32, 150–163.


Mischley, L. K., Conley, K. E., Shankland, E. G., Kavanagh, T. J., Rosenfeld, M. E., Duda, J. E., ... & Padowski, J. M. (2016). [Central nervous system uptake of intranasal glutathione in Parkinson's disease.](#) *npj Parkinson's Disease*, 2, 16002.

Pitt J et al., 2017. Neuroprotective astrocyte-derived insulin/insulin-like growth factor 1 stimulates endocytic processing and extracellular release of neuron-bound A $\beta$  oligomers. *Mol Biol Cell*. 28(20):2623-2636. doi: 10.1091/mbc.E17-06-0416.

Reed, J. R. (2017). Intra-nasal insulin in treating cortical and hippocampal injury after moderate TBI. Uniformed Services University. Retrieved from <https://www.usuhs.edu/tsnrp/presentation-abstract/intra-nasal-insulin-treating-cortical-and-hippocampal-injury-after>

Reger, M. A., Watson, G. S., Frey, W. H., Baker, L. D., Chloretton, B., Keeling, M. L. et al. (2006). [Effects of intra-nasal insulin on cognition in memory-impaired older adults: Modulation by APOE genotype.](#) *Neurobiology of Aging* 451-458. doi:10.1016/j.neurobiolaging.2005.03.016

Reed, J. R. (2017). [Intra-nasal insulin in treating cortical and hippocampal injury after moderate](#)



[TBI](#). Uniformed Services University.

Reger, M. A., Watson, G. S., Green, P. S., Wilkinson, C. W., Baker, L. D., et al (2008). [Intranasal insulin improves cognition and modulates  \$\beta\$ -amyloid in early AD](#). Departments of Psychiatry and Behavioral Science, Medicine, and Neurology.

Reger, M. A., Watson, G. S., Green, P. S., Baker, L. D., Cholerton, B., Fishel, M. A., ... Craft, S. (2008). [Intranasal Insulin Administration Dose-Dependently Modulates Verbal Memory and Plasma  \$\beta\$ -Amyloid in Memory-Impaired Older Adults](#). Journal of Alzheimer's Disease : JAD, 13(3), 323–331.

Roggendorf, W., Opitz, H., & Schuppan, D. (1988). [Altered expression of collagen type VI in brain vessels of patients with chronic hypertension](#). Acta Neuropathologica Acta Neuropathol, 77(1), 55-60.

Schiöth, H. B., Craft, S., Brooks, S. J., Frey II, W. H., & Benedict, C. (2012). [Brain insulin signaling and Alzheimer's disease: current evidence and future directions](#). Molecular neurobiology, 46(1), 4-10. doi 10.1007/s12035-011-8229-6.

Shantha, T. R. (2017). [Bypassing the BBB: Drug Delivery From the Olfactory Mucosa to the CNS](#). Drug Development and Delivery, 17(1), 32-37.

Sun, D. (2014). [The potential of endogenous neurogenesis for brain repair and regeneration following traumatic brain injury](#). Neural regeneration research, 9(7), 688.

Tang, J. Z., Nie, M. J., Zhao, J. Z., Zhang, G. C., Zhang, Q., & Wang, B. (2020). [Platelet-rich plasma versus hyaluronic acid in the treatment of knee osteoarthritis: a meta-analysis](#). Journal of Orthopaedic Surgery and Research, 15(1), 1-15.

Zhang, Y., Ying, G., Ren, C., Jizhang, Y., Brogan, D., Liu, Z., . . . Ji, X. (2015). [Administration of human platelet-rich plasma reduces infarction volume and improves motor function in adult rats with focal ischemic stroke](#). Brain Research, 1594, 267-273.

Zhang, J., Jiang, R., Liu, L., Watkins, T., Zhang, F., & Dong, J. (2012). [Traumatic brain injury-associated coagulopathy](#). Journal of Neurotrauma, 29(17), 2597-2605. doi: 10.1089/neu.2012.2348


### **Cranial Osteopathy**

Barke, L., Gelman, S., & Lipton, J. A. (1997). [A successful use of cranial-sacral osteopathy in the treatment of post-traumatic headache following subarachnoid hemorrhage](#). Am Acad Osteopathy J, 22-23.

Craniosacral Therapy. (2011). Physiotherapy & Occupational Therapy Journal, 4(1), 21-23.

Greenman, P. E., & McPartland, J. M. (1995). [Cranial findings and iatrogenesis from craniosacral manipulation in patients with traumatic brain syndrome](#). The Journal of the American Osteopathic





# TBI Therapy

Regenerative Therapy for Brain Injury

Association, 95(3), 182-8.

Haller, H., Cramer, H., Werner, M., & Dobos, G. (2015). [Treating the Sequelae of Postoperative Meningioma and Traumatic Brain Injury: A Case of Implementation of Craniosacral Therapy in Integrative Inpatient Care](#). *Journal Of Alternative & Complementary Medicine*, 21(2), 110-112. doi:10.1089/acm.2013.0283

Helmholtz Zentrum München – German Research Center for Environmental Health. (2018, May 18). [Flow of cerebrospinal fluid regulates neural stem cell division](#). *ScienceDaily*. Retrieved July 2, 2018 from [www.sciencedaily.com/releases/2018/05/180518102741.htm](http://www.sciencedaily.com/releases/2018/05/180518102741.htm)

Hughes, J. (2018). [Case Report for a mTBI Patient Treated with Intermittent Home HBOT, Intranasal and IV PRP Cocktail, Intranasal Pluripotent Stem Cells from Peripheral Blood, Intranasal Insulin, Cranial Osteopathy, and a Ketogenic Diet](#).

Hughes, J. (2016). [Case Report for TBI \(Traumatic Brain Injury\) Patient Treated with A Protocol of HBOT \(Hyperbaric Oxygen Therapy\), Autologous Human Plasma, Cranial Therapy, EEG Biofeedback, IV Nutrition, and Adult Stem Cells](#).

Kozminski, M. (2010). [Combat-Related Posttraumatic Headache: Diagnosis, Mechanisms of Injury, and Challenges to Treatment](#) MADIGAN ARMY MEDICAL CENTER TACOMA WA.

Leder, A., & Yao, S. (2016). [Resolution of concussion symptoms after osteopathic manipulative treatment: a case report](#). *The Journal*, 116(3), e13.

McCallister, A., Brown, C., Smith, M., Ettlinger, H., & Baltazar, G. A. (2016). [Osteopathic manipulative treatment for somatic dysfunction after acute severe traumatic brain injury](#). *Journal of the American Osteopathic Association*, 116(12), 810-815.


Moskalenko, Y., Frymann, V., Kravchenko, T., & Weinstein, G. (2003). [Physiological Background of the Cranial Rhythmic Impulse and The Primary Respiratory Mechanism](#).

Patel KG, Sabini RC. [Safety of Osteopathic Cranial Manipulative Medicine as an Adjunct to Conventional Postconcussion Symptom Management: A Pilot Study](#). *J Am Osteopath Assoc* 2018;. doi: 10.7556/jaoa.2018.061.

## Cellular Nutrition

Blaylock, R. L., & Maroon, J. (2011). [Immunoexcitotoxicity as a central mechanism in chronic traumatic encephalopathy—a unifying hypothesis](#). *Surgical neurology international*, 2.

Benito-Ruiz, et al. (2009). *International Journal of Food Sciences and Nutrition*. Volume 60, Supplement 2.



Davis, L. M., Pauly, J. R., Readnower, R. D., Rh, J. M., & Sullivan, P. G. (2008). [Fasting is neuroprotective following traumatic brain injury](#). *Journal of Neuroscience Research*. 86(8), 1812-22. doi: 10.1002/jnr.21628.

European Society of Endocrinology. (2010). Vitamin D deficiency associated with chronic fatigue in brain injured patients. ScienceDaily. Retrieved August 15, 2016 from [www.sciencedaily.com/releases/2010/04/100427182609.htm](http://www.sciencedaily.com/releases/2010/04/100427182609.htm)

Fadini, et al. (2007). Glucose tolerance is negatively associated with circulating progenitor cell levels. *Diabetologia*, 50(10), 2156-2163.

Gasior, M., Rogawski, M. A., & Hartman, A. L. (2006). [Neuroprotective and disease-modifying effects of the ketogenic diet](#). *Behavioural pharmacology*, 17(5-6), 431.

Geerlings, Hoepelma (1999). Immune dysfunction in patients with diabetes mellitus (DM). *FEMS Immunology and Medical Microbiology*, 26, 259-265.

Greco, T., Glenn, T. C., Hovda, D. A., & Prins, M. L. (2016). [Ketogenic diet decreases oxidative stress and improves mitochondrial respiratory complex activity](#). *Journal of Cerebral Blood Flow & Metabolism*, 36(9), 1603-1613.

Hankenson, et al. (2000). Omega-3 Fatty Acids Enhance Ligament Fibroblast Collagen Formation in Association with Changes in Interleukin-6 Production. *Proceedings of the Society for Experimental Biology and Medicine*, 223(1), 88-95.

Hughes, J. (2018). [Case Report for a mTBI Patient Treated with Intermittent Home HBOT, Intranasal and IV PRP Cocktail, Intranasal Pluripotent Stem Cells from Peripheral Blood, Intranasal Insulin, Cranial Osteopathy, and a Ketogenic Diet](#).


Hughes, J. (2016). [Case Report for TBI \(Traumatic Brain Injury\) Patient Treated with A Protocol of HBOT \(Hyperbaric Oxygen Therapy\), Autologous Human Plasma, Cranial Therapy, EEG Biofeedback, IV Nutrition, and Adult Stem Cells](#).

Huskisson, E., Maggini, S., & Ruf, M. (2007). [The role of vitamins and minerals in energy metabolism and well-being](#). *Journal of international medical research*, 35(3), 277-289.

McNally, M. A., & Hartman, A. L. (2012). [Ketone bodies in epilepsy](#). *Journal of neurochemistry*, 121(1), 28-35.

Oreffo, et al. (n.d.) Maternal protein deficiency affects mesenchymal stem cell activity in the developing offspring. *Bone*, 33(1), 100-107.

Peterkofsky, B. (1991). Ascorbate requirement for hydroxylation and secretion of procollagen:



relationship to inhibition of collagen synthesis in scurvy. *Am J Clin Nutr*, 54(6), 1135S-1140S.

Pillsbury, L., Oria, M., & Erdman, J. (Eds.). (2011). [Nutrition and traumatic brain injury: improving acute and subacute health outcomes in military personnel](#). National Academies Press.

Rho, J. M., & Stafstrom, C. E. (2012). The ketogenic diet as a treatment paradigm for diverse neurological disorders. *Frontiers in pharmacology*, 3, 59.

Rhyu, H. S., Cho, S. Y., & Roh, H. T. (2014). [The effects of ketogenic diet on oxidative stress and antioxidative capacity markers of Taekwondo athletes](#). *Journal of exercise rehabilitation*, 10(6), 362.

SHANTHA, T. R. (2020). [LITHIUM, ALZHEIMER'S, and Other Dementias](#). *Life Extension*, 26(12), 34–38.

Stafstrom, C. E., & Rho, J. M. (2012). [The Ketogenic Diet as a Treatment Paradigm for Diverse Neurological Disorders](#). *Frontiers in Pharmacology*, 3, 59. <http://doi.org/10.3389/fphar.2012.00059>.

Sullivan, P. G., Rippey, N. A., Dorenbos, K., Concepcion, R. C., Agarwal, A. K., & Rho, J. M. (2004). [The ketogenic diet increases mitochondrial uncoupling protein levels and activity](#). *Annals of neurology*, 55(4), 576-580.

Toklu, H. Z., & Tümer, N. (2015). [Oxidative stress, brain edema, blood–brain barrier permeability, and autonomic dysfunction from traumatic brain injury](#).

UHN Staff. (2015). Vitamins for Memory Loss and Stroke Prevention – These 3 Are Critical. University Health News Daily. Retrieved August 15, 2016 from <http://universityhealthnews.com/daily/memory/vitamins-for-memory-loss-and-stroke-prevention-these-3-are-critical/>

Yu, J., Sun, M., Chen, Z., Lu, J., Liu, Y., Zhou, L., ... & Chui, D. (2010). [Magnesium modulates amyloid- \$\beta\$  protein precursor trafficking and processing](#). *Journal of Alzheimer's Disease*, 20(4), 1091-1106.


### **Miscellaneous**

Ayers, ME. 1987. Electroencephalic neurofeedback and closed head injury of 250 individuals. *Head Injury Frontier*. National Head Injury Foundation, 380.

Balan, I. S., Saladino, A. J., Aarabi, B., Castellani, R. J., Wade, C., Stein, D. M., ... Fiskum, G. (2013). [Cellular alterations in human traumatic brain injury: changes in mitochondrial morphology reflect regional levels of injury severity](#). *Journal of neurotrauma*, 30(5), 367–381. doi:10.1089/neu.2012.2339

Birn RM 2013, The effect of scan length on the reliability of resting-state fMRI connectivity estimates. *Neuroimage*. 550-8. doi: 10.1016/j.neuroimage.2013.05.099.

Blaylock, R. L., & Maroon, J. (2011). [Immunoexcitotoxicity as a central mechanism in chronic traumatic](#)



[encephalopathy—a unifying hypothesis](#). Surgical neurology international, 2.

DeGraba, T. J., Williams, K., Koffman, R., Bell, J. L., Pettit, W., Kelly, J. P., ... & Pickett, T. C. (2021). [Efficacy of an interdisciplinary intensive outpatient program in treating combat-related traumatic brain injury and psychological health conditions](#). Frontiers in neurology, 11, 1741.

DeKosky ST et al., 2007. Association of increased cortical soluble abeta42 levels with diffuse plaques after severe brain injury in humans. Arch Neurol. 64(4):541-4.

Dardia, G. P., & Remington Nevin, M. D. (2019). [Neurotoxicity associated with traumatic brain injury, blast, chemical, heavy metal and quinoline drug exposure](#). Alternative therapies in health and medicine, 25(1), 28-34.

Edwards, G et al. 2017. Amyloid-beta and tau pathology following repetitive mild traumatic brain injury. Biochem Biophys Res Commun. 2017 Feb 19;483(4):1137-1142.

European Society of Endocrinology. (2010). Vitamin D deficiency associated with chronic fatigue in brain injured patients. ScienceDaily. Retrieved August 15, 2016 from [www.sciencedaily.com/releases/2010/04/100427182609.htm](http://www.sciencedaily.com/releases/2010/04/100427182609.htm)

Gladstone Institutes. (2008). Collagen May Help Protect Brain Against Alzheimer's Disease. ScienceDaily. Retrieved August 15, 2016 from <http://www.sciencedaily.com/releases/2008/12/081210150713.htm>

Grant DA et al., 2017. Repeat mild traumatic brain injury in adolescent rats increases subsequent  $\beta$ -amyloid pathogenesis. J Neurotrauma. doi: 10.1089/neu.2017.5042.

Gray, 2017. An Overview of the Use of Neurofeedback Biofeedback for the Treatment of Symptoms of Traumatic Brain Injury in Military and Civilian Populations. Med Acupunct. 29(4):215-219. doi: 10.1089/acu.2017.1220.


Gualtieri, C. T., & Johnson, L. G. (2006). [Reliability and validity of a computerized neurocognitive test battery, CNS Vital Signs](#). Archives of Clinical Neuropsychology, 21(7), 623-643.

Gunther, N. & Queen, E. 2013. What Physical and Cognitive Rest Really Mean After a Concussion. Brainline. Retrieved from <http://www.brainline.org/content/multimedia.php?id=9022>

Hamblin M. R. (2016). [Shining light on the head: Photobiomodulation for brain disorders](#). BBA clinical, 6, 113–124. <https://doi.org/10.1016/j.bbacli.2016.09.002>

Harris, B., Andrews, P. J., Murray, G. D., Forbes, J., & Moseley, O. (2012). [Systematic review of head cooling in adults after traumatic brain injury and stroke](#). Health technology assessment (Winchester, England), 16(45), 1.

Hipskind, G. [Light therapy improves cognitive function after traumatic brain injury](#). Research Outreach,



108, 54-57.

Hipskind, S. G., Grover Jr, F. L., Fort, T. R., Helffenstein, D., Burke, T. J., Quint, S. A., ... & Hurtado, T. (2018). [Pulsed transcranial red/near-infrared light therapy using light-emitting diodes improves cerebral blood flow and cognitive function in veterans with chronic traumatic brain injury: a case series.](#) Photomedicine and laser surgery.

Hipskind, G. (2019). [Evaluating and Treating Traumatic Brain Injury.](#) OpenAccessGovernment.org.

Hughes, J. (2018). [Case Report for a mTBI Patient Treated with Intermittent Home HBOT, Intranasal and IV PRP Cocktail, Intranasal Pluripotent Stem Cells from Peripheral Blood, Intranasal Insulin, Cranial Osteopathy, and a Ketogenic Diet.](#)

Hughes, J. (2016). [Case Report for TBI \(Traumatic Brain Injury\) Patient Treated with A Protocol of HBOT \(Hyperbaric Oxygen Therapy\), Autologous Human Plasma, Cranial Therapy, EEG Biofeedback, IV Nutrition, and Adult Stem Cells.](#)

Johnston, SJ et al. 2010. Neurofeedback: A promising tool for the self-regulation of emotion networks. Neuroimage, 49(1), 1066-1072.

Johnson VE et al. 2012. Widespread Tau and Amyloid-Beta Pathology Many Years After a Single Traumatic Brain Injury in Humans. Brain Pathol. 2012 Mar; 22(2): 142–149.

Karelina, K., & Weil, Z. M. (2016). Neuroenergetics of traumatic brain injury. Concussion, 1(2).

Keller, I. 2001. Neurofeedback Therapy of Attention Deficits in Patients with Traumatic Brain. Journal of Neurotherapy 5:19-32.


Koyama, T., Kuriyama, N., Ozaki, E., Matsui, D., Watanabe, I., Miyatani, F., ... & Yoshida, T. (2016). [Serum albumin to globulin ratio is related to cognitive decline via reflection of homeostasis: a nested case-control study.](#) BMC neurology, 16(1), 253.

Lombardo MV et al., 2016. Improving effect size estimation and statistical power with multi-echo fMRI and its impact on understanding the neural systems supporting mentalizing. Neuroimage. 142:55-66. doi: 10.1016/j.neuroimage.2016.07.022.

Lucke-Wold, B. P., Turner, R. C., Logsdon, A. F., Bailes, J. E., Huber, J. D., & Rosen, C. L. (2014). [Linking traumatic brain injury to chronic traumatic encephalopathy: identification of potential mechanisms leading to neurofibrillary tangle development.](#) Journal of neurotrauma, 31(13), 1129-1138.

May G. et al., 2013. Neurofeedback and traumatic brain injury: a literature review. Ann Clin Psychiatry. 25(4):289-96

Morley, W. A. (2018). [Environmental Subconcussive Injury, Axonal Injury, and Chronic Traumatic](#)



[Encephalopathy](#). *Frontiers in neurology*, 9, 166.

Munivenkatappa A et al., 2014. EEG Neurofeedback therapy: Can it attenuate brain changes in TBI? *NeuroRehabilitation*. 35(3):481-4.

Murphy K, Garavan H. 2004. An empirical investigation into the number of subjects required for an event-related fMRI study. *Neuroimage*. 22(2):879-85.

Mumford JA, Nichols TE. 2008. Power calculation for group fMRI studies accounting for arbitrary design and temporal autocorrelation. *Neuroimage*. 39(1):261-8.

Nelson, DV and ML Etsy. 2012. Neurotherapy of traumatic brain injury/posttraumatic stress symptoms in OEF/OIF veterans. *J Neuropsychiatry Clin Neurosci*. 2012 Spring;24(2):237-40. doi: 10.1176/appi.neuropsych.11020041.

Papa, L., Zonfrillo, M. R., Welch, R. D., Lewis, L. M., Braga, C. F., Tan, C. N., ... & Giordano, P. A. (2019). [Evaluating glial and neuronal blood biomarkers GFAP and UCH-L1 as gradients of brain injury in concussive, subconcussive and non-concussive trauma: a prospective cohort study](#). *BMJ paediatrics open*, 3(1).

Rostami et al., 2014. Silent Epidemic: The Effects of Neurofeedback on Quality-of-Life. *Indian J Psychol Med*. 36(1):40-4.

Rostami R et al., 2017. Effects of neurofeedback on the short-term memory and continuous attention of patients with moderate traumatic brain injury: A preliminary randomized controlled clinical trial. *Chin J Traumatol*. pii: S1008-1275(16)30160-2.

Russo, M. V., & McGavern, D. B. (2017). [Distinct Myeloid Cell Subsets Promote Angiogenesis and Damaged Tissue Clearance Following Mild Traumatic Brain Injury](#).

Scott G 2016. Amyloid pathology and axonal injury after brain trauma.


*Neurology*. 86(9):821-8. doi: 10.1212/WNL.0000000000002413.

Shantha, T. R. (2017). [Bypassing the BBB: Drug Delivery From the Olfactory Mucosa to the CNS](#). *Drug Development and Delivery*, 17(1), 32-37.

SHANTHA, T. R. (2020). [LITHIUM, ALZHEIMER'S, and Other Dementias](#). *Life Extension*, 26(12), 34–38.

Simkin DR et al., 2014. Quantitative EEG and neurofeedback in children and adolescents: anxiety disorders, depressive disorders, comorbid addiction and attention-deficit/hyperactivity disorder, and brain injury. *Child Adolesc Psychiatr Clin N Am*. 23(3):427-64. doi: 10.1016/j.chc.2014.03.001.

Sun D et al., 2014. The potential of endogenous neurogenesis for brain repair and regeneration



**TBI Therapy**  
Regenerative Therapy for Brain Injury

following traumatic brain injury. *Neural Regen Res.* 2014 Apr 1;9(7):688-92. doi: 10.4103/1673-5374.131567.

Surmeli T et al. 2017. Quantitative EEG Neurometric Analysis-Guided Neurofeedback

Treatment in Postconcussion Syndrome (PCS): Forty Cases. How Is Neurometric Analysis Important for the Treatment of PCS and as a Biomarker? *Clin EEG Neurosci.*48(3):217-230. doi: 10.1177/1550059416654849.

Tinius, TP and KA Tinius. 2000. Changes After EEG Biofeedback and Cognitive Retraining in Adults with Mild Traumatic Brain Injury and Attention Deficit Hyperactivity Disorder. *Journal of Neurotherapy* 42:27-44.

Yousefzadeh-Chabok, S. 2015. The role of early posttraumatic neuropsychological outcomes in the appearance of latter psychiatric disorders in adults with brain trauma. *Asian J Neurosurg.* 10(3):173-80.

UHN Staff. 2015. Vitamins for Memory Loss and Stroke Prevention – These 3 Are Critical. *University Health News Daily*. Retrieved August 15, 2016 from <http://universityhealthnews.com/daily/memory/vitamins-for-memory-loss-and-stroke-prevention-these-3-are-critical/>